

Dani Extreme V2



01 dicodes Dani Extreme V2

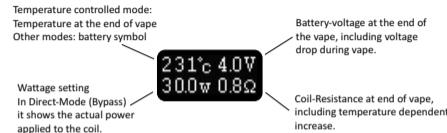
The Dani Extreme V2 is an electronically controlled MOD to be used with various atomizers of different sizes and diameter. It is offered in three different sizes and prepared to use one Li-Ion battery of size 18350, 18500 or 18650. The Extreme V2 is the next generation of the popular predecessor Dani Extreme. It is equipped with an OLED display, has a power output of up to 40W (up to 12V or 15A at the coil) and provides the option of temperature controlled vaping with many different kinds of wire-materials, for example dicodes-wire, nickel, titan, appropriate stainless steel, and others. We recommend the dicodes-wire for optimal performance and unique liquid flavor.

02 Features

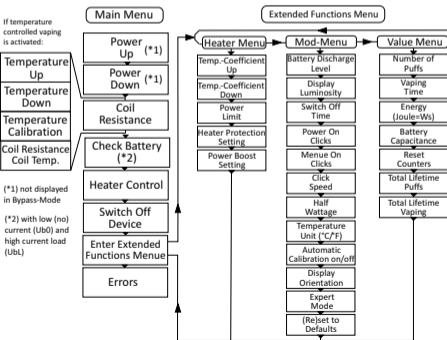
- 5 to 40W with one Li-Ion battery
- Adjustable battery discharge level 2.5-3V
- Up to 12V output voltage
- Up to 15A output current
- Temperature controlled vaping mode with various wire-types
- Mechanical MOD mode (electronically overload protected)
- 10 Power boost modes
- 10 Heater protection modes
- Atomizer resistance range 0.05 to 5 Ohms, total range
- Atomizer resistance 0.2-3.5 Ohms (40W, guaranteed)
- Reverse battery protection
- Versatile menu structure
- Individual user preferences selection
- 2Year warranty on electronic

03 Display Operation

The MOD is equipped with a graphical OLED display which provides all important informations about the status for 4 seconds after each vape.



04 Menu Overview

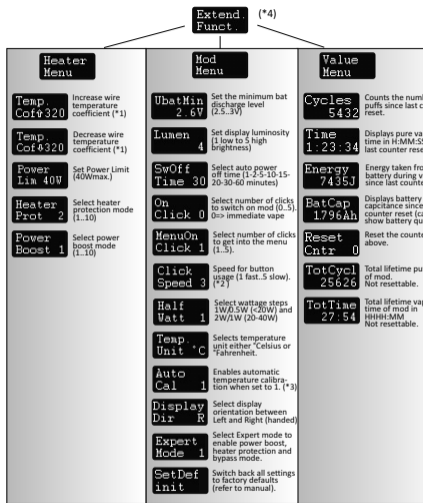


05 Main Menu

- Power** ↑ 22.0W
Power Up and Power Down
Power Up increases the power to the Power-Limit value and then rolls over to 5W. Power Down decreases the power down to 5W and then rolls over to the Power-Lim value. The Power-Limit value is adjusted in the Extended Functions Sub-Menu "Heater" and provides a protection feature for atomizers which are not prepared for high wattage or to reduce the power range intentionally.
- Power** ↓ 22.0W
- Temp** ↑ 235°C
Temperature Up and Temperature Down
This Menu items are **only displayed if temperature controlled vaping is selected** (see Heater-Control menu item below). The Temperature Up/Down menu sets the setpoint for the coil temperature during vaping. The temperature setpoint can be selected from 120°C to 280°C (250°F- 540°F) in steps of 5°C (10°F). To have high precision temperature control, a correct reference measurement is mandatory. Refer to manual for further details.
- Temp** ↓ 235°C
- TempCal**
Manual Coil Temperature Calibration (*1)
This Menu item is **only displayed if temperature controlled vaping is selected** (see Heater-Control menu item below). The Temperature calibration measures the cold (20°C) coil resistance as the reference for temperature controlled vaping. The calibration must be confirmed in a second step to avoid accidental activation.
- Init** 0
- R** 0.37Ω
Coil Resistance and Coil Temperature
This is a display only menu item. The coil resistance is displayed in a range from 0.0 to 9.90 Ohms. If temperature controlled vaping is selected, the current measured coil temperature is also displayed.
- T** 235°C
- Ub0** 4.0V
Battery Status
The Check Battery item shows the battery voltage with little current drained (Ub0) and the battery voltage under load during the last puff (Ubl). The difference is the voltage drop of the battery. A high drop indicates a poor battery or contact problems.
- Ubl** 3.7V
- HCtrl** 1
Heater Control
The mod can be used in up to 5 operation modes. The default operation is either standard (0, power setting) (1), or temperature controlled vaping (1). With the "Expert Mode" (Extended Functions Menu) enabled, additional operation modes are Heater Protection (2), Power Boost (3), and Bypass (4, mechanical mod). With Expert Mode disabled, the menu options 2, 4 are masked out.
- TempCtrl**
- Switch** Off 0
Switch Off Device
Besides the Auto-Power-Off feature, the user can actively switch off the device. It is recommended to switch the device off or wait until auto-power-off, before the battery is replaced, because then the statistic counters are saved. Otherwise the changes since the last power up are lost.
- Extend** Funct.
Extended Functions Menu
The Extended Functions Menu provides three logically grouped sub-menus:
Heater Menu → Settings related to the heater or coil
Mod Menu → Settings related to the individual usage and appearance
Value Menu → Provides several statistics of vaping
- ErrNo** 1
Error Messages
If an error occurs, the mod directly jumps to the error menu and displays the error number and a mnemonic (short-term) description. Important Errors are (for further information, please refer to manual):
1 ChkAtom: No atomizer detected or open coil.
2 TempRef: A problem during the temperature reference measurement occurred
4 OverCur: Short on coil or coil breakdown (open)

(*1) This measurement is important for temperature controlled vaping. Make sure, that the coil has cooled down before performing the reference measurement. Otherwise the temperature display and control will have an offset. E.g.: If done at 40°C coil temperature the actual temperature will be 240°C instead of selected 220°C.

06 Extended Functions Menu



(*1) The temperature coefficient selects the type of wire material, range 100 to 650: 320=dicodes-wire, 620=Nickel about 105=Stainless Steel, 350=Titanium (fire danger), 480=Tungsten (Wolfram). Value to set = Literature-value*10E5 K. Example Ni 6.2E-3*1/K *10E5 K =620.
(*2) Setting 1 (fastest) as 2 but without animation (visual shift effect), setting 5 (slowest) as 4, but without fast auto-repeat.
(*3) Autocalibration is performed, when MOD is switched on, or when atomizer was removed and new atomizer is applied (when MOD is already on).
(*4) For more detailed information about the menu, setting options and working principles of different modes, please refer to the manual.

07 Remarks and Notes

- Battery**
Always use batteries with high drain or very high current capability (even with lower capacitance, except power is below 20W). Avoid to use no-name products. Insert the battery with the plus terminal in the direction towards the atomizer and in angular position.
- Electronic cigarettes**
Electronic cigarettes are NOT healthy. But so far all studies indicate, that they are less harmful compared to tobacco-cigarettes. Electronic cigarettes are an alternative to tobacco-products, but should not be regarded as an dehabituating to smoking. Electronic cigarettes are not suited for children and youngster below 18years of age, non-smokers, pregnant women, persons with allergies against Nicotine, Propylene Glycol and persons with cardiovascular disease. Selling to persons below 18years of age prohibited!
- Battery Disposal**
You bought a rechargeable battery powered product. The rechargeable battery lasts long, but wears out nevertheless. Li-Ion batteries may not be disposed in household waste. Customers are obligated by law to dispose wear out batteries to appropriate gathering points.
- Mod Disposal**
The symbol below indicates that this product should not be treated as household waste, but according to WEEE (waste electrical/electronic equipment) should be reused or recycled.Thank You!

dicodes GmbH
Friedrich der Große 70
DE-44628 Herne
Germany
Phone: +49 2323 1463635
Email: info@dicodes.de

