



01 dicodes 2380 / dicodes 2380T

The dicodes 2380 is an electronically controlled MOD to be used with various atomizers of different sizes and diameter. It is prepared to use one or two stacked batteries (18350/18500/18650 batteries). The name 2380 stands for 23mm diameter and up to 80W power. The headpiece has a slightly bigger diameter ring so that any atomizer in the range 20 to 23mm optically fits perfect onto the device. The dicodes 2380 can provide temperature controlled vaping with many different kinds of wire-materials (dicodes-wire, nickel, titan, appr. stainless steel, and others). We recommend the dicodes-wire for optimal performance and unique liquid flavor.

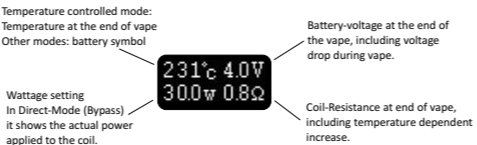
The product is offered in two versions
 a) with different length tube pieces to have one 18350 or 18500 or 18650 battery or two stacked batteries of (2x) 18350 or (2x) 18500 (2x 18650 is possible by using a separately offered extension tube)
 b) as a telescope version dicodes 2380T with additional tube pieces

02 Features

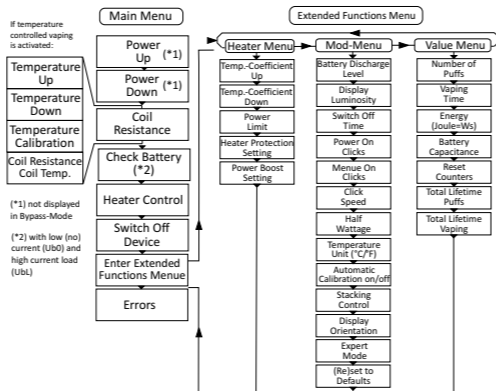
- 5 to 40W with one Li-Ion battery
- 5 to 80W with two Li-Ion batteries
- Adjustable battery discharge level (2.5-3V and 6.2-6.8V)
- Up to 12V output voltage (one or two batteries)
- Up to 15A output current
- Temperature controlled vaping mode with various wire-types
- Mechanical MOD mode (protected)
- 10 Power boost modes
- 10 Heater protection modes
- Atomizer resistance range 0.05 to 5 Ohms, total
- Atomizer resistance 0.2-3.5 Ohms (40W), 0.4-1.7 Ohms (80W)
- Reverse battery protection
- Versatile menu structure
- Individual user preferences selection
- spring loaded center pin
- 2Year warranty on electronic

03 Display Operation

The MOD is equipped with a graphical OLED display which provides all important informations about the status for 4 seconds after each vape.



04 Menu Overview

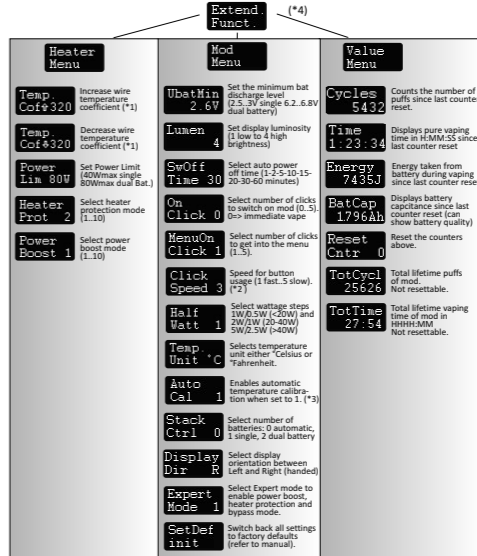


05 Main Menu

- Power** ↑ 22.0W
 Power Up and Power Down
 Power Up increases the power to the Power-Limit value and then rolls over to 5W. Power Down decreases the power down to 5W and then rolls over to the Power-Lim value. The Power-Limit value is adjusted in the Extended Functions Sub-Menu "Heater" and provides a protection feature for atomizers which are not prepared for high wattage or to reduce the power range intentionally.
- Power** ↓ 22.0W
- Temp** ↑ 235°C
 Temperature Up and Temperature Down
 This Menu items are **only displayed if temperature controlled vaping is selected** (see Heater-Control menu item below). The Temperature Up/Down menu sets the setpoint for the coil temperature during vaping. The temperature setpoint can be selected from 120°C to 280°C (250°F- 540°F) in steps of 5°C (10°F). To have high precision temperature control, a correct reference measurement is mandatory. Refer to manual for further details.
- Temp** ↓ 235°C
- TempCal** Init 0
 Manual Coil Temperature Calibration (*1)
 This Menu item is **only displayed if temperature controlled vaping is selected** (see Heater-Control menu item below). The Temperature calibration measures the cold (20°C) coil resistance as the reference for temperature controlled vaping. The calibration must be confirmed in a second step to avoid accidental activation.
- R** 0.37Ω
T 235°C
 Coil Resistance and Coil Temperature
 This is a display only menu item. The coil resistance is displayed in a range from 0.0 to 9.90 Ohms. If temperature controlled vaping is selected, the current measured coil temperature is also displayed.
- U_{b0}** 4.0V
U_{bL} 3.7V
 Battery Status
 The Check Battery item shows the battery voltage with little current drained (U_{b0}) and the battery voltage under load at the end of the last puff (U_{bL}). The difference is the voltage drop of the battery. A high drop indicates a poor battery or contact problems.
- HCtrl** 1
TempCtrl
 Heater Control
 The mod can be used in up to 5 operation modes. The default operation is either standard (0, power setting) or temperature controlled vaping (1). With the "Expert Mode" (Extended Functions Menu) enabled, additional operation modes are Heater Protection (2), Power Boost (3), and Bypass (4, mechanical mod). With Expert Mode disabled, the menu options 2, 4 are masked out.
- Switch** Off 0
 Switch Off Device
 Beside the Auto-Power-Off feature, the user can actively switch off the device. It is recommended to switch the device off, before the battery is replaced, because then the statistic counters are saved. Otherwise the changes since the last power up are lost.
- Extend** Funct.
 Extended Functions Menu
 The Extended Functions Menu provides three logically grouped sub-menus:
 Heater Menu → Settings related to the heater or coil
 Mod Menu → Settings related to the individual usage and appearance
 Value Menu → Provides several statistics of vaping
- ErrNo** 1
ChkAtom
 Error Messages
 If an error occurs, the mod directly jumps to the error menu and displays the error number and a mnemonic (short-term) description. Important Errors are (for further information, please refer to manual):
 1 ChkAtom: No atomizer detected or open coil.
 2 TempRef: A problem during the temperature reference measurement occurred
 4 OverCur: Short on coil or coil breakdown (open)

(*1) This measurement is important for temperature controlled vaping. Make sure, that the coil has cooled down before performing the reference measurement. Otherwise the temperature display and control will have an offset. E.g.: If done at 40°C coil temperature the actual temperature will be 240°C instead of selected 220°C.

06 Extended Functions Menu



(*1) The temperature coefficient selects the type of wire material, range 100 to 650: 320=dicodes-wire, 620=Nickel, about 105=Stainless Steel, 350=Titanium (varying literature values, danger: fire hazard), 480=Tungsten (Wolfram). Value to select = Literature-value*10E5 K. Example: Ni 6.2E-3*1/K * 10E5*K => 620
 (*2) Setting 1 (fastest) as 2 but without animation (visual shift effect), setting 5 (slowest) as 4, but without auto-repeat.
 (*3) Autocalibration is performed, when MOD is switched on, or when atomizer was removed and new atomizer is applied (when MOD is already on).

07 Remarks and Notes

Battery
 Always use batteries with high drain current or very high current capability (even with lower capacitance, except power is below 20W). Avoid to use no-name products. Insert the battery with the plus terminal in the direction towards the atomizer and in angular position.

Electronic cigarettes
 Electronic cigarettes are NOT healthy. But so far all studies indicate, that they are less harmful compared to tobacco- cigarettes. Electronic cigarettes are an alternative to tobacco-products, but should not be regarded as an dehabituatation to smoking. Electronic cigarettes are not suited for children and youngster below 18years of age, non-smokers, pregnant women, persons with allergies against Nicotine, Propylene Glycol and persons with cardiovascular disease. Selling to persons below 18years of age prohibited!

Battery Disposal
 You bought a rechargeable battery powered product. The rechargeable battery lasts long, but wears out nevertheless. Li-Ion batteries may not be disposed in household waste. Customers are obligated by law to dispose wear out batteries to appropriate gathering points.

Mod Disposal
 The symbol below indicates that this product should not be treated as household waste, but according to WEEE (waste electrical/electronic equipment) should be reused or recycled.

dicodes GmbH
 Friedrich der Große 70
 DE-44628 Herne
 Germany
 Phone: +49 2323 1463635
 Email: info@dicodes.de

